


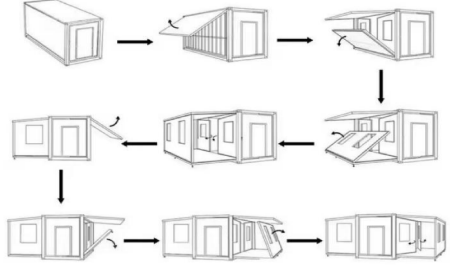



## QUOTATION

ITEM	PICTURE	EXPANDING SIZE		FOLDING SIZE		PACKING	GOSS WEIGHT (KGS)	ADVANTAGE	EXW PRICE (USD)	FOB PRICE (USD)
1: Expandable Prefab House		20FT:L5800*W6230*H2500mm		20FT:L5800*W2200*H2500mm	2 SETS/40HQ	3200	Double roof, Waterproof and heat resistant, Thicker material	5600	6000	
		30FT:L9000*W6320*H2500mm		30FT:L9000*W2200*H2500mm	1 SETS/40HQ	4000		9100	9500	
		40FT:L11800*W6320*H2500mm		40FT:L11800*W2200*H2500mm	1 SET/40HQ	5000		11000	11500	

### STANDARD & ADDITIONAL CONFIGURATION



	<p><b>STANDARD CONFIGURATION</b></p> <p>1) 2 bedrooms + 1 sitting room + 1 kitchen (including cabinet) + 1 bathroom                  2) 4(20FT)/6(30FT)/8(40FT) Bridge-Cut aluminum windows + 1 Bridge-Cut aluminum door                  3) wall material: EPS (50mm)</p> <p><b>ADDITIONAL CONFIGURATION</b></p> <p>1) Carved metal board for exterior wall :+ \$500(20FT)/\$750(30FT)/\$1000(40FT)                  2) Interior wall board(bamboo and wood fiberboard):\$500(20FT)/\$750(30FT)\$1000(40FT)                  3) Triangular roof: +\$1400(20FT)/\$2100(30FT)/\$2800(40FT)                  4) Front deck of the house (size:3000*6320mm):+\$500/SET                  5) Add bedroom:+\$300/unit</p>	
--	---	--

ITEM NO.	ITEM	PICTURE	EXTERNAL SIZE	PACKING	GOSS WEIGHT (KGS)	ADVANTAGE	EXW PRICE (USD)	FOB PRICE (USD)
2	Easy assembly container house		L6000*W2500*H2900mm	8 SETS/40HQ	1.3T/SET	Compressi on volume Save	960	1060

3	CKD assembly container house		L6000*W3000*H2900mm	18 SETS/40HQ	1.3T/SET	shipping cost	900	950
---	------------------------------	---	---------------------	--------------	----------	---------------	-----	-----

**REMARK**

- 1)Wall Material:50mm EPS/Rock wool sandwich board ,75mm wall + \$60  
 2)House is empty but with 1 door + 2 windows  
 3)Toilet +\$500/set  
 4)Easy assembly container house is with electric circuit/CKD assembly container house is without without electric circuit,if need it + \$60/set

ITEM NO.	ITEM	PICTURE	QUALITY	EXTERNAL SIZE	FOLDED SIZE	PACKING	GOSS WEIGHT (KGS)	ADVANTAGE	EXW PRICE (USD)	FOB PRICE (USD)
4	Middle foldable house		A GRADE	L5800*W2500*H2500mm	L5800*W2500*H450mm	10 SETS/40	1.3T/SET	Easy installation Compression volume Save shipping cost	1200	1400
5			B GRADE	L5800*W2500*H2500mm	L5800*W2500*H360mm	12 SETS/40	1.1T/SET		850	900
6	Packing foldable house		TOP GRADE	L5800*W2500*H2500mm	L5800*W2500*H550mm	8 SETS/40H	1.5T/SET		1200	1300

**REMARK**

- 1)Wall Material:50mm EPS/Rock wool sandwich board  
 2)House is empty but with 1 door + 2 windows  
 3)Toilet +\$500/set

